



## Student: Brightspace Log-In Process

### Logging in to Brightspace

#### 1. Log in to Brightspace

D2L  
BRIGHTSPACE

Welcome to Brightspace by D2L


Log in to view your courses, explore tools and features, and customize your eLearning experience...

Username \*

Password \*

[Log In](#)

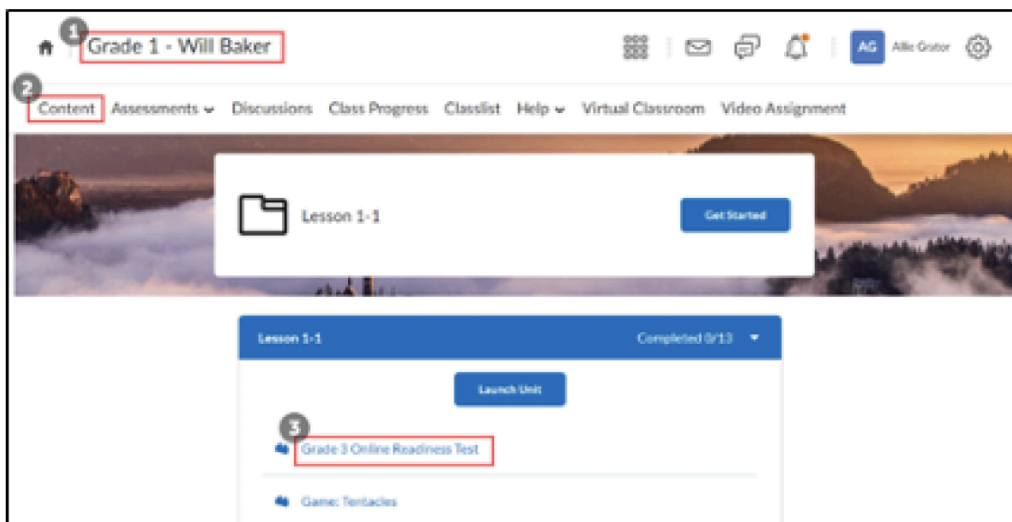
[Forgot your password?](#)



### Accessing MathUP Student or Sankofa K-3

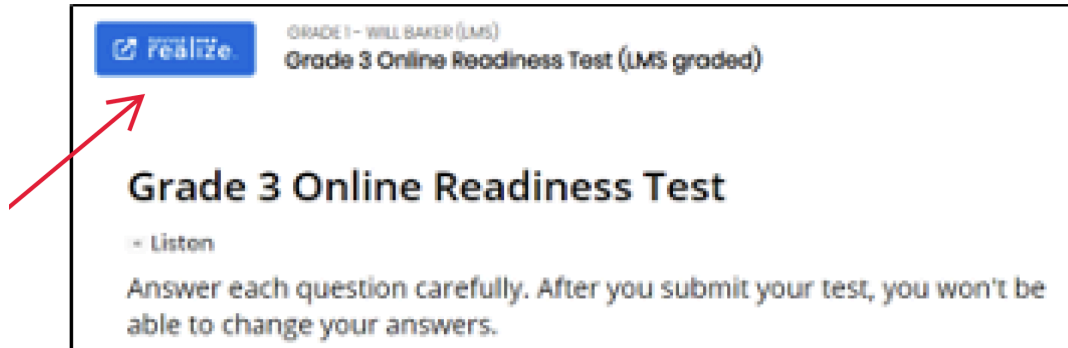
Now that you have successfully logged into Brightspace. You can access content assigned to you by your teacher by:

1. **Select the Brightspace class** you wish to open
2. Select **“Content”**
3. Select **“Name of the assignment”** (*assigned to you by your teacher*)



*The assignment will then open.*

4. To complete the assignment, **select the big BLUE “Savvas Realize button that will launch the assignment full screen in a new tab.**



5. **Complete the assignment** and turn it in.

*The assignment will then be sent to your Teacher to review and assess.*