

Ru**b**icon

A  
**SAVVAS**  
Company

**DIGITAL USER  
GUIDE**

**SAVVAS**   
**realize**®

**DESIGNED WITH  
YOU IN MIND**

# Meet SAVVAS realize®

## The solution that reimagines teaching and learning

As a teacher, you have a lot on your plate. You don't need a cumbersome LMS tying up your time and frustrating your students. Enter Savvas Realize®: the most versatile LMS on the market, designed with you in mind, and now made even easier to use. With **one login**, you can access everything you need — from curriculum-aligned content and customizable assignments to **rich student data** and powerful **class planning tools**. Shared learning playlists make collaborating with other educators a breeze. And a new streamlined dashboard — with quick links and visual displays inspired by our teacher users — provides students, teachers, and district administrators alike, an **easy-to-navigate**, game-changing platform so that learning can happen anytime, anywhere.

## TABLE OF CONTENTS


- 4 Navigating Realize
- 6 Accessing and Assigning Content
- 8 Planning and Presenting Tools
- 10 Helpful Class Tools
- 12 Managing Class Assignments
- 14 Assessment
- 16 Assessment Data
- 18 Student Experience
- 19 Integrations and Awards
- 21 Help and Support Resources

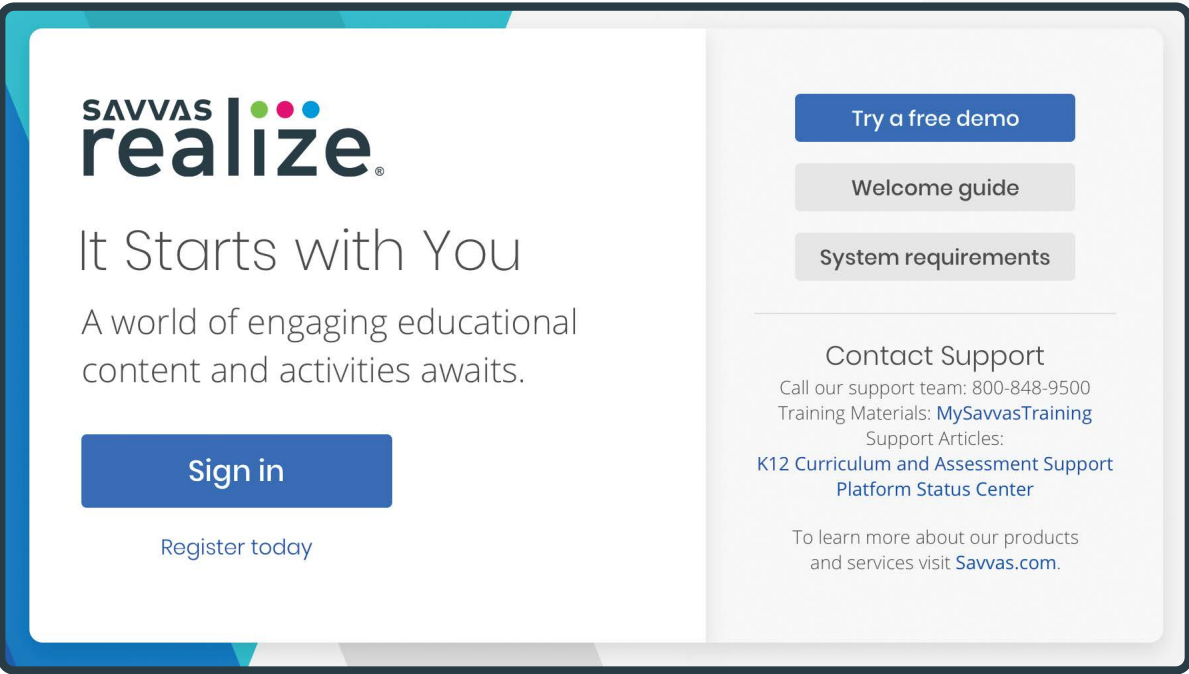


### Realize Key features:

- Assessment data travel with students if they transfer to a new class within the school or district, making it easier to pick up where they left off.
- Interactive digital content, videos, animations, games, and adaptive resources make learning experiences engaging and personalized.

## Follow these steps to get started:

- 1 Go to **SavvasRealize.com** select the **system requirements** button.
  - 2 Review this information to ensure your device is compatible.
  - 3 Sign in using the username and password provided by your school.
-  Note: If your district has directed you to a central login portal or third-party LMS, please follow those instructions for access.



### Profile Setup

The first time you sign in you will be prompted to provide your name, Savvas program, and grade level(s). You will also choose a profile icon.

### Class Setup

Before students can sign in, teachers must roster their classes. You can do this manually in Realize or your district may choose to auto-roster using EasyBridge. While rostering, you will select the program you want for your class(es). You can also link to Google Classroom™.



Realize and  
Google Classroom



[Watch video >](#)



# TEACHER HOME PAGE

Think of the Realize home page as your control centre, where you can access assignments, assessments, and interactive student and teacher editions for one or all of your programs.

Getting Started  
with Realize



[Watch video >](#)

## Navigate Anywhere

From any page, you can use the top menu to return to this **Home** screen; **Browse** all of your programs; access assignments, rosters, and data for your **Classes**; and create custom content in **My Library**.

## At-a-Glance Info

Once you have at least one class, a class card will show you key details about recent **assignments**, as well as direct access to that class's **Data** and other important information.

*i* If you have three or fewer Realize classes, your class cards will be rectangles; if you have four or more, your class cards will be squares.

## Google Classroom

An icon clearly identifies classes that have been imported or linked from Google Classroom.

## Find Content

Search for curricular content by keyword.

## Important Alerts

Look for notifications, like when custom content has been shared with you by an administrator or fellow teacher.

## Get Help

Search for help navigating Realize; connect with our Customer Care Center for technical support; and contact a program specialist for curricular support.

## Access Content

Click on any title in **My Programs** to see the Table of Contents and access resources for that program.

## Stay Up-to-Date

Be sure to read any message you see – it's how we share updates on new features, tips for using Realize, and other helpful information.

The screenshot shows the Realize Teacher Home Page. At the top is a navigation bar with the 'realize' logo and links for 'Home', 'Browse', 'Classes', and 'My Library'. To the right of the navigation bar are icons for search, notifications, help, and a user profile for 'Jennifer'. The main content area is divided into two sections: 'Math Grade 5' (green header) and 'Literacy Grade 5' (blue header). Each section displays a list of assignments with details like '1-1: Convince Me!', '1-1: Build Mathematical Literacy', and '1-1: Quick Check', along with 'Turned In' status and due dates. To the right of these lists are links for 'Assignments', 'Students', 'Data', and 'Programs'. On the right side of the page is a 'My Programs' section with three program cards: 'Math MathUP Student Grade 1 Ontario', 'Math MathUP Student Grade 4 Ontario', and 'Supplemental Sankofa Grade 1'. At the bottom right is a blue icon with a white envelope and a red notification bubble, representing a message or update.

# PROGRAM DASHBOARD

Once you've selected the program you want to explore, you can find our award-winning content in several ways.

## Browse Content

The **Table of Contents** aligns directly with your resource.

## Find What You Want

Dynamic **search** allows you to find and filter Curriculum.

## Featured Resources

Our authors and curriculum experts have selected the most important materials to highlight in **Featured Resources\***.

\*Available with select programs.

- **Assign** content directly to individual students, small groups, or an entire class. Or **add to a playlist** as part of a larger lesson.

Once you've found the perfect lesson, activity, or assessment, assigning is easy.

SAVVAS  
realize

HomeBrowseClassesMy Library

MathUP Student Grade 4 Ontario

eTextTools

MATHUP  
STUDENT

Table of Contents

- MathUP Classroom
- Welcome From Marian: Getting Started
- Grades 1 to 9 In Short ... Videos >
- Representing Fractions
- Representing Whole Numbers
- Estimating and Comparing Whole Numbers
- Representing Decimal Numbers
- Estimating and Comparing Decimal Numbers
- Patterns
- Comparing and Ordering Fractions
- Describing and Summarizing Data
- Shapes and Angles
- Adding and Subtracting Whole Numbers
- Adding and Subtracting Decimal Numbers
- Simple Multiplication and Division

Search resources

Q Search

Filters

Standards

Browse by Category

- Activities
- Practice
- Program Resources
- Teacher Support
- Video / Audio

Featured Resources

- Brainingcamp Digital Manipulatives
- In Short ... Videos
- Skill Practice (Autoscorable)
- Skill and Concept Practice (Printable)

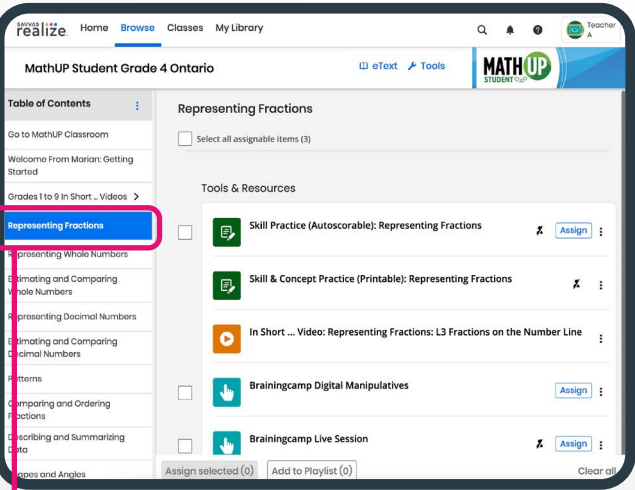
SPORTS Connection eText: Patterns in Motion

This links to the SPORTS Connection feature in the student eText.

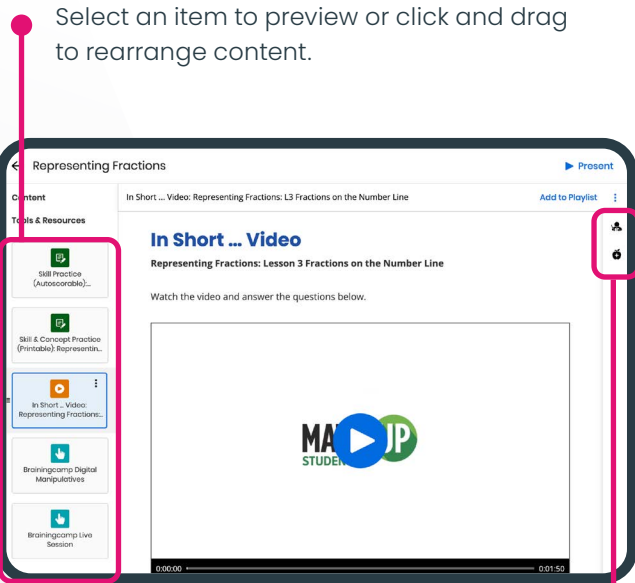
AssignAdd to PlaylistInformation

# PLANNING & PRESENTING TOOLS

Easily preview, plan, and present digital content in one place.



After browsing for content, select the topic.



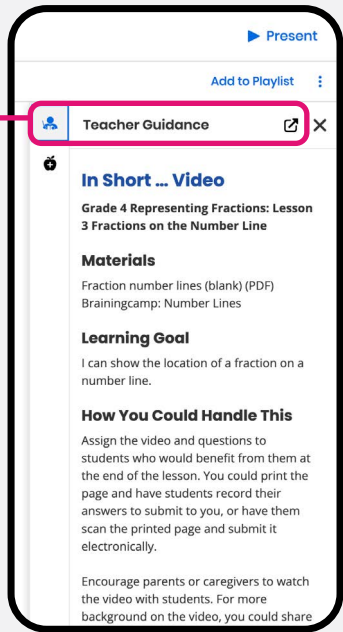
Select an item to preview or click and drag to rearrange content.

Planning and Presenting

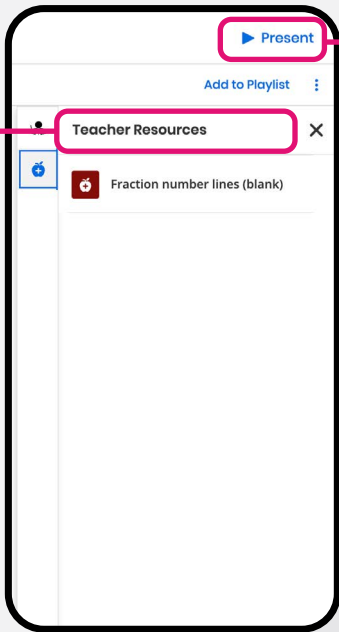


Watch video >

**Presenter view** organizes your content in two windows, allowing you to present front-of-class content to your class while accessing behind-the-scenes teacher information on your own device.

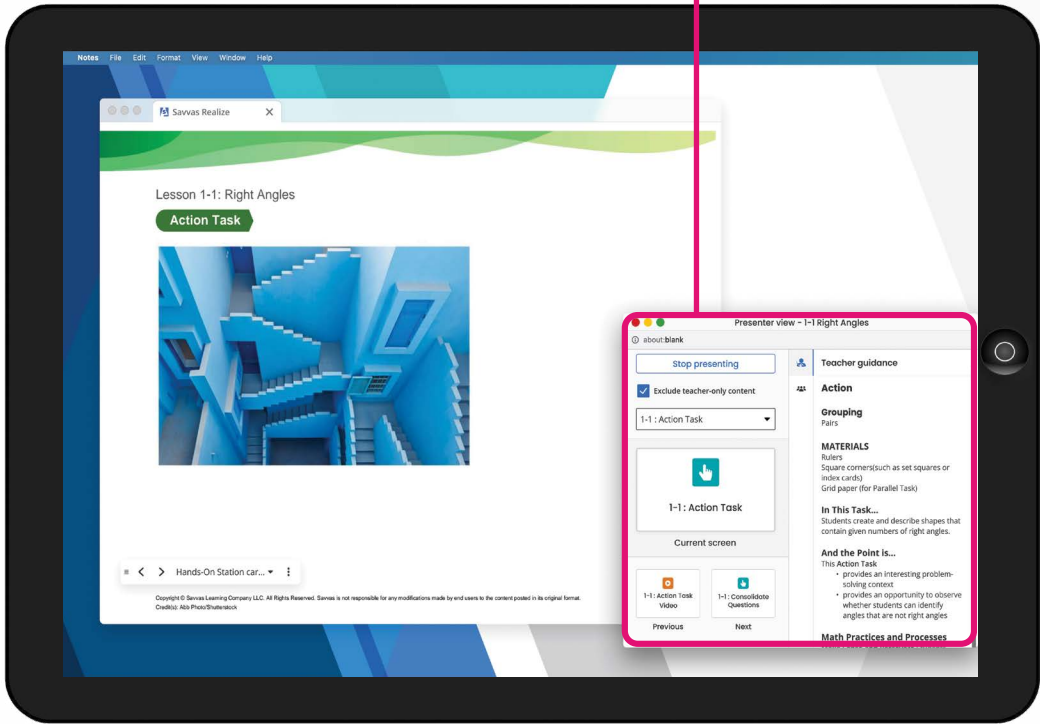


**Teacher guidance** puts at point-of-use the teacher information you need to teach a successful lesson, including sample responses, answer keys, and more.



**Teacher resources** are at point of use for printables.

Once you have everything in order, simply press “Present” to show it in front of your class.





# MY LIBRARY, REALIZE READER, AND INTERACTIVE PDFS

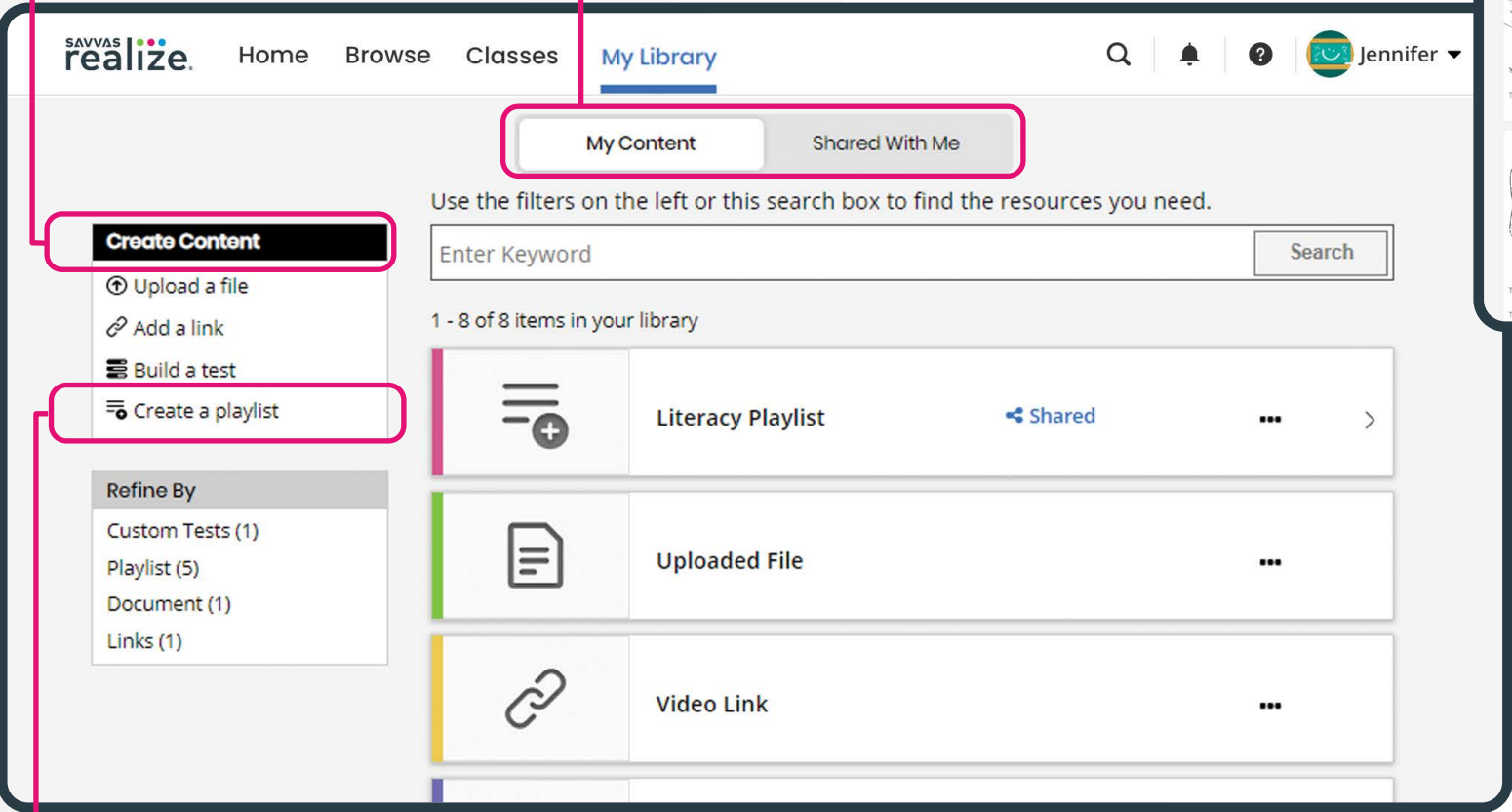
Savvas Realize offers a variety of tools to make planning for and teaching your classes easier and more efficient.

## Customize Your Content

Upload your own files, add links, and build tests under the **Create Content** menu.

## Your Personal Portfolio

Under **My Content** you will see all of the custom content you create. **Shared With Me** houses playlists shared by teachers and assessments shared by administrators.



## Lesson Playlists

Create lesson playlists with content from across programs and/or your own custom content. Then, share it with teachers in your school or district.

Playlist Sharing



[Watch video >](#)

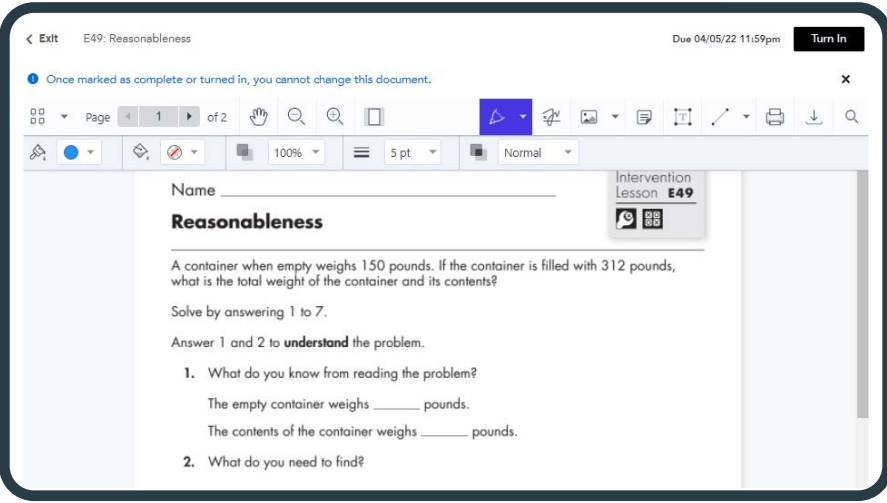
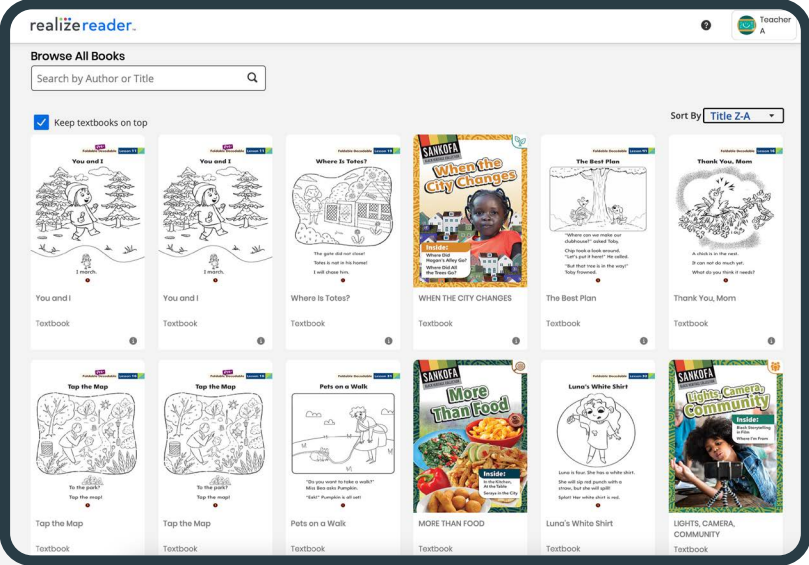
## No Internet? No Problem.

With Realize Reader, you and your students can access eTexts—and take notes, highlight, save bookmarks, and respond to prompts—whether you're online or offline. For offline access, visit [reader.savvasrealize.com](http://reader.savvasrealize.com) and follow the directions.

Accessing eTexts Offline



[Watch video >](#)



# ASSIGNMENTS

Realize makes reviewing and assessing student work easy. You can view your class assignments directly from your Dashboard's class card, or by selecting from a list of classes under the "Classes" tab.

## Make Data-Driven Decisions

Access individual-student and whole-class assessment results and **data** for auto-scored assessments.

## Target Your Instruction

View your class roster, and create and manage your small groups.

## Start a Discussion

Create a **prompt** or manage active discussions to keep your class engaged.

## Add a Co-Teacher

Give your co-teacher or substitute access to your class.\*

\* Must be enabled by district

The screenshot shows the Savvas Realize interface for a teacher named Jennifer. The 'Classes' tab is selected, showing a list of assignments for 'Math Grade 5'. The left sidebar contains links for 'Data', 'Students & Groups', 'Discuss', 'Settings', and 'Programs'. The main content area has two tabs: 'Assignments by Class' and 'Assignments by Students'. Below the tabs is a search bar and a dropdown menu for 'All Assignments'. The list of assignments includes '1-1: Convince Me!', '1-1: Build Mathematical Literacy', '1-1: Quick Check', 'Game: Galaxy Hunt - Millions', and '1-1: enVision STEM Activity'. Each assignment card shows the number of students who turned in the assignment, the class average score, and the due date. Callouts from the surrounding text point to specific features in the interface.

Transfer Student Data



[Watch video >](#)

## Review Transfer Student Scores

View previously submitted assignment scores from students who have transferred into your class from another class of the same subject in your district.

## Find What You Need

**Search** for assignments by title keywords for quick access to specific assignments.

## Dive Deeper

Click on any title to see who has turned in their assignments, and review student answers.

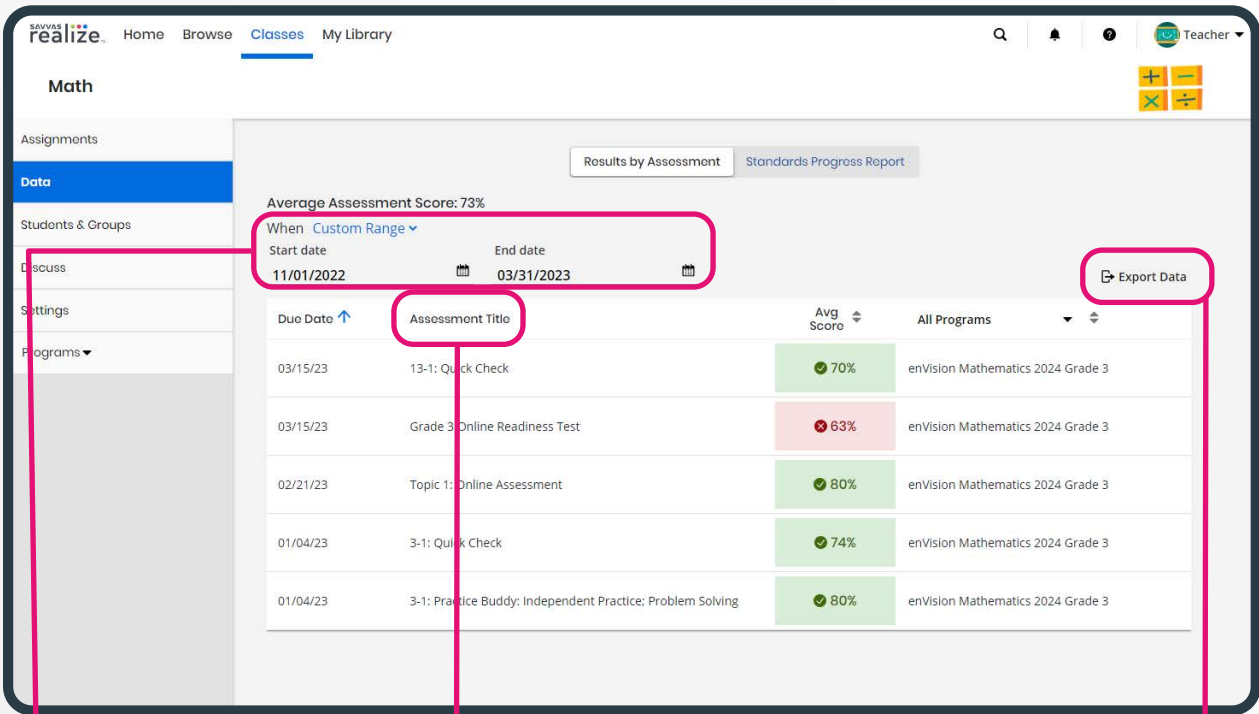
ASSESSMENT DATA

From a bird’s eye view of your class’s performance to individual student assessment data, Realize gives you the real-time insights you need to help guide your instructional decisions.

Viewing Data



Watch video >



The screenshot shows the 'Math' section of the Realize interface. On the left is a sidebar with 'Data' selected. The main area displays 'Average Assessment Score: 73%' and a table of assessment results. A date range filter is set from 11/01/2022 to 03/31/2023. An 'Export Data' button is visible.

Due Date	Assessment Title	Avg Score	All Programs
03/15/23	13-1: Quick Check	70%	enVision Mathematics 2024 Grade 3
03/15/23	Grade 3 Online Readiness Test	63%	enVision Mathematics 2024 Grade 3
02/21/23	Topic 1: Online Assessment	80%	enVision Mathematics 2024 Grade 3
01/04/23	3-1: Quick Check	74%	enVision Mathematics 2024 Grade 3
01/04/23	3-1: Practice Buddy: Independent Practice: Problem Solving	80%	enVision Mathematics 2024 Grade 3

Focus Your Search

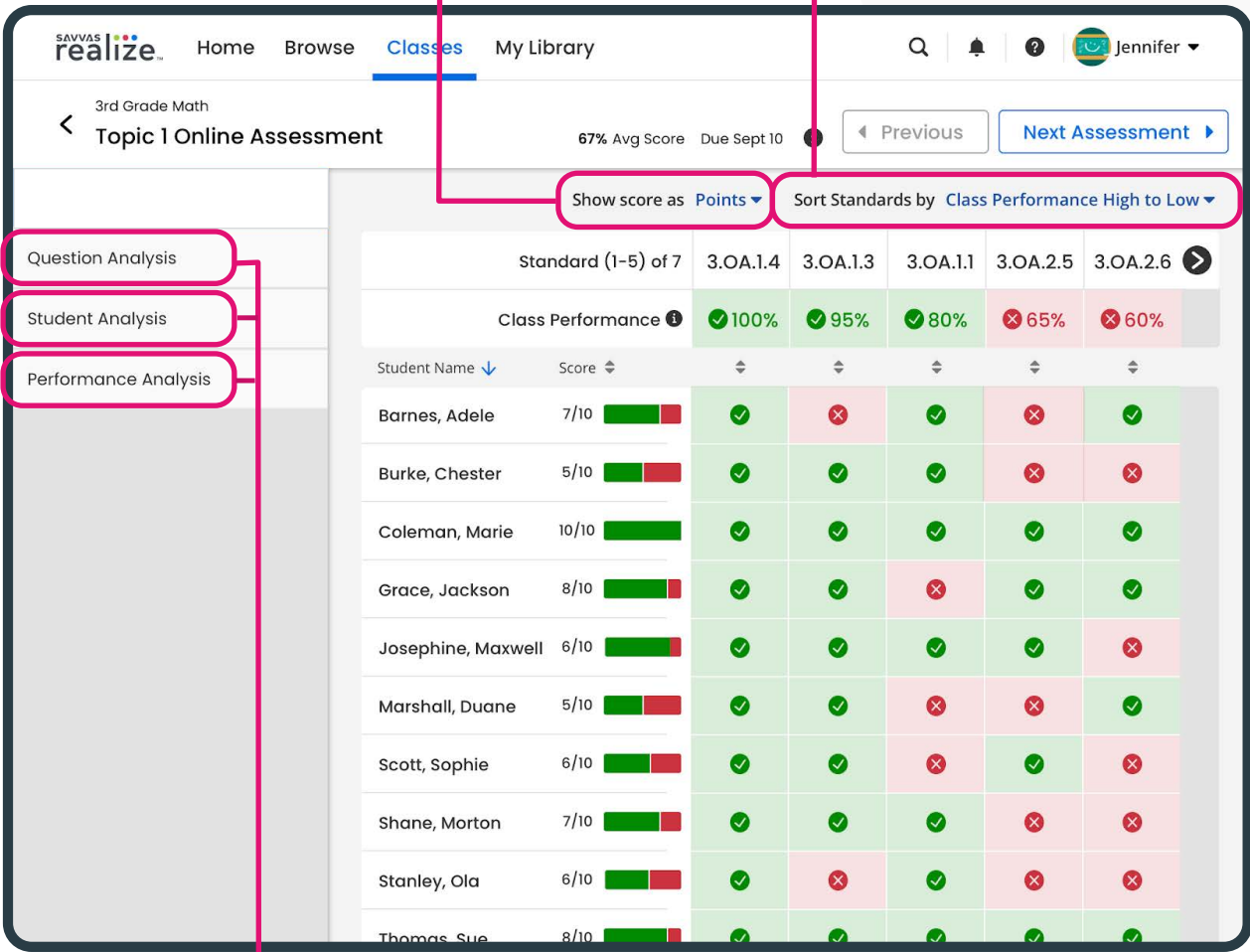
Narrow the date range to hone in on assessments from a specific timeframe, or broaden to include more.

Dig in to the Data

Click on any assignment title to look at the data by question, student, or overall performance.

Export Class Data

Save data as a CSV file that can be imported or opened in Excel® and other spreadsheet tools.



The screenshot shows the 'Topic 1 Online Assessment' analysis page. It includes a table of student performance across various standards (3.OA.1.4, 3.OA.1.3, 3.OA.1.1, 3.OA.2.5, 3.OA.2.6). A sidebar on the left offers 'Question Analysis', 'Student Analysis', and 'Performance Analysis' views. The top right shows a 67% average score and a due date of Sept 10.

Standard (1-5) of 7	3.OA.1.4	3.OA.1.3	3.OA.1.1	3.OA.2.5	3.OA.2.6
Class Performance	100%	95%	80%	65%	60%
Student Name	Score				
Barnes, Adele	7/10	✓	✗	✓	✗
Burke, Chester	5/10	✓	✓	✓	✗
Coleman, Marie	10/10	✓	✓	✓	✓
Grace, Jackson	8/10	✓	✓	✗	✓
Josephine, Maxwell	6/10	✓	✓	✓	✗
Marshall, Duane	5/10	✓	✓	✗	✓
Scott, Sophie	6/10	✓	✓	✗	✗
Shane, Morton	7/10	✓	✓	✓	✗
Stanley, Ola	6/10	✓	✗	✓	✗
Thomas, Sue	8/10	✓	✓	✓	✓

Convert to Points

Choose whether to view assessment scores as points or percentages.

Sort Your Data

Each analysis view allows you to sort your data in various ways, so you can easily focus on strengths and areas for improvement.

Question Analysis

Look at each question to see how many students—and who—got the answer correct, partially correct, or incorrect.

Student Analysis

Drill down to the student level to review submitted answers and get detailed information about an individual student’s performance on the assessment.

Performance Analysis

Set a cut score, and Realize will group students based on overall assignment score and provide recommended resources to assign.



# STUDENT HOME PAGE

The Realize student and teacher interfaces are designed to mimic one another, so you and your students can navigate in parallel.

Realize for Students and Parents



[Watch video >](#)

## Navigate Anywhere

Menu options on the Home Page allow your students to **Browse** their digital content and access all of their Realize **Classes**. These menu options are available from every Realize page.

## Find Content

To search for content in Savvas Realize, click the magnifying glass icon at the top right of any page.

## Student Profile

Students can click the **Profile** icon at the top right of any Savvas Realize page to access the following:

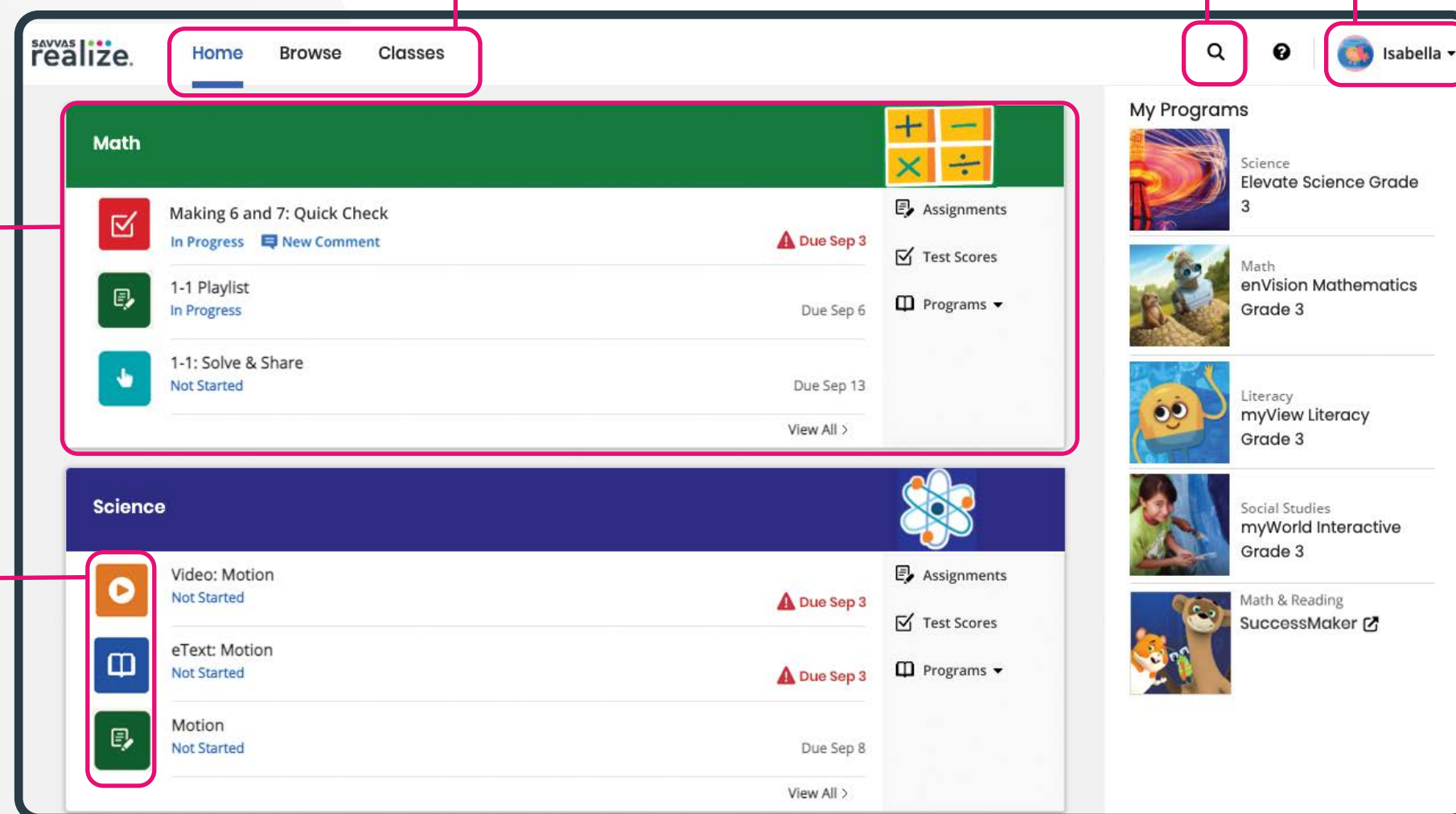
- 1 The **Settings Menu** allows students to select a language and customize their Profile Home Page images.
- 2 Click **Sign Out** to close Savvas Realize. This is especially important if your student is sharing a computer or device with others.

## At-a-Glance Info

For each of their Realize classes, students have a class card that includes recent **assignment information**, alerting them to comments and reminding them of due dates. Cards also provide access to each class's **assessment data** and **programs**.

## Assignment Icons

Easy-to-identify icons help early learners find their assignments.



# CONNECT TO WHAT MATTERS

No matter what technologies you use, we have an integration for you. Realize is designed around how you, the teacher, work and manage class on a daily basis. To support teacher-centred design, Realize integrates with a number of the digital tools you may already use. Because every district has a different policy and process for integrating these tools, check with your school or district IT staff to get a better idea of what is possible and approved for integration.

**SAVVAS realize** Integrations

Rostering Tools

ClassLink  
ONEROSTER®  
And Many More!

Student Information System

Aeries  
Infinite Campus  
PowerSchool

Productivity Tools

Google Drive  
OneDrive

Learning Management System

D2L  
BRIGHTSPACE  
Google Classroom  
CANVAS  
schoolology


Certifications

## The Award-Winning Learning Management System



# SUPPORT FOR SAVVAS REALIZE

We are here for you when you need us.



[rubiconpublishing.com/mathup-student-training](https://rubiconpublishing.com/mathup-student-training)  
[rubiconpublishing.com/sankofak3-training](https://rubiconpublishing.com/sankofak3-training)

For on-demand training, videos, and tutorials



## Email Support

Get in touch with support for helpful troubleshooting tips.



## Status.Savvas.com

Subscribe to receive updates if Realize has planned or unplanned downtime.

# SAVVAS realize®



Contact your sales representative to learn more  
[rubiconpublishing.com/realize-rep](https://rubiconpublishing.com/realize-rep)

Ru**b**icon

A  
**SAVVAS**  
Company

Savvas products are exclusively available  
in Canada through Rubicon,  
a Savvas Company.

[rubiconpublishing.com/realize](https://rubiconpublishing.com/realize)

Copyright © 2025 Savvas Learning Company LLC All Rights Reserved.  
Savvas® is the registered trademark of Savvas Learning Company LLC in the US and in other countries.  
03-25v3